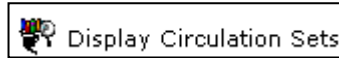


## Display Circulation Sets

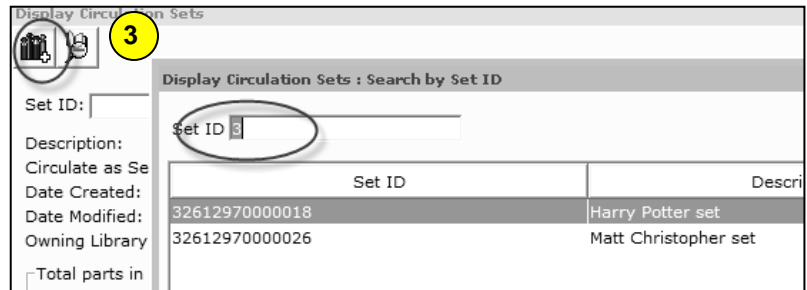
The Display Circulation Sets wizard is used to display a list of all items contained in a circulation set. If you type a set ID, all the items belonging to the set display.

1. **Click** on Maintain Sets Wizard Group.
2. **Click** on Display Circulation Sets.



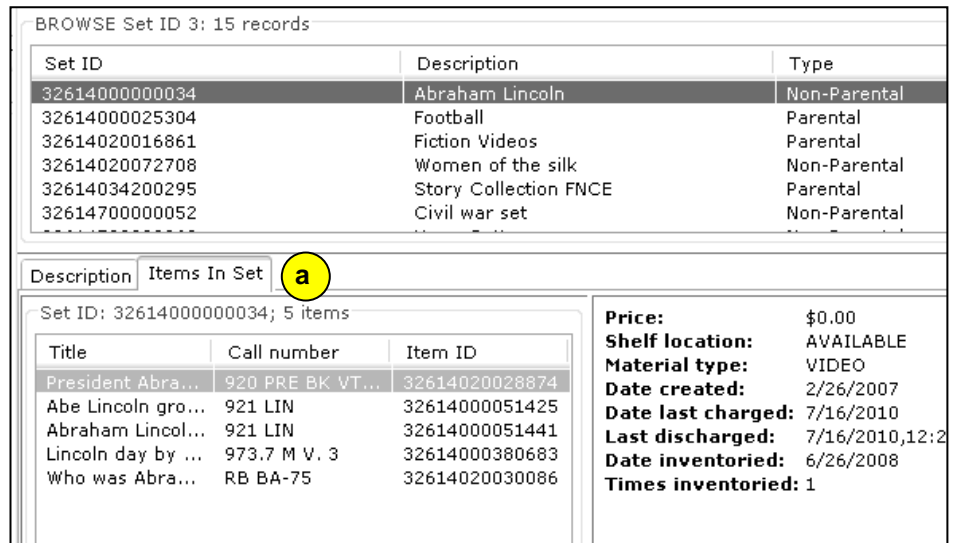
3. **Type** the Set ID or **use the Search by Set ID Helper** to find the set.

- a. Enter 3 for the search term. (All set IDs will begin with a 3)
- b. Click Search.

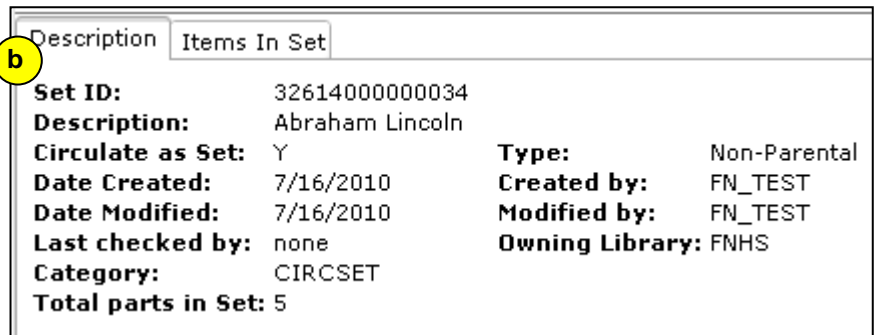


Search results screen will display.

- a. Items in Set tab: lists items and individual item information.



- b. Description tab: displays information about the set – type, number of items, etc.



**Note:** For more detailed information or specific questions, use HELP wizard.